



# MAKE YOUR OWN CURSE SHAKER

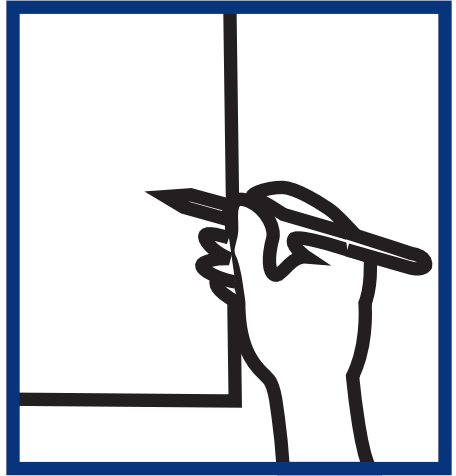
---



Select and purchase a maraca(hand shaker) from an instrument shop of your choice.



Choose your favorite CBJ team colors for painting your shaker and any other design elements to accent the look.



Sketch out your ideas and choose your final design. You are now ready to start putting it all together.



Start painting! Depending on your shaker choice, primer may be needed.



Continue finishing your curse shaker and put your heart into it. Try chanting "Blue Jackets now regain their might."



Once finished make sure paint will not rub off, if possible apply clear coat. Now pray to the God of your choice, that the Blue Jackets will make it to the playoffs this season.

**NECESSARY ITEMS:** Maraca(shaker), Paint (Navy, Red & White), Paint brush, Craft accent elements of your choice, Glue, Clear non-toxic polyurethane.

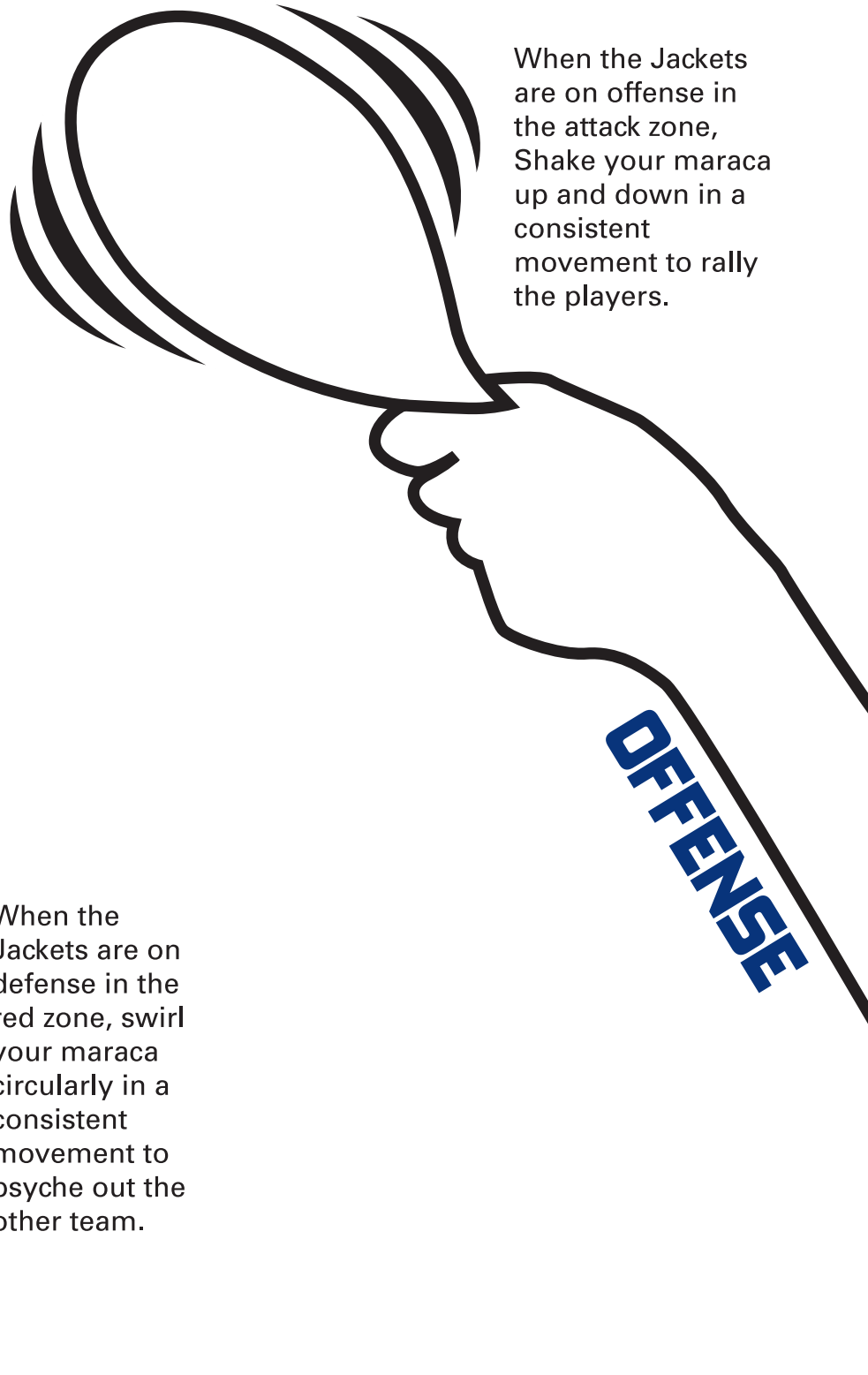
# HOW TO USE YOUR CURSE SHAKER

---

**SHAKE THE CURSE:** Bring your shakers and signs to the next game to help get the Columbus Blue Jackets to the playoffs this season.



When the Jackets are on defense in the red zone, swirl your maraca circularly in a consistent movement to psyche out the other team.



When the Jackets are on offense in the attack zone, Shake your maraca up and down in a consistent movement to rally the players.